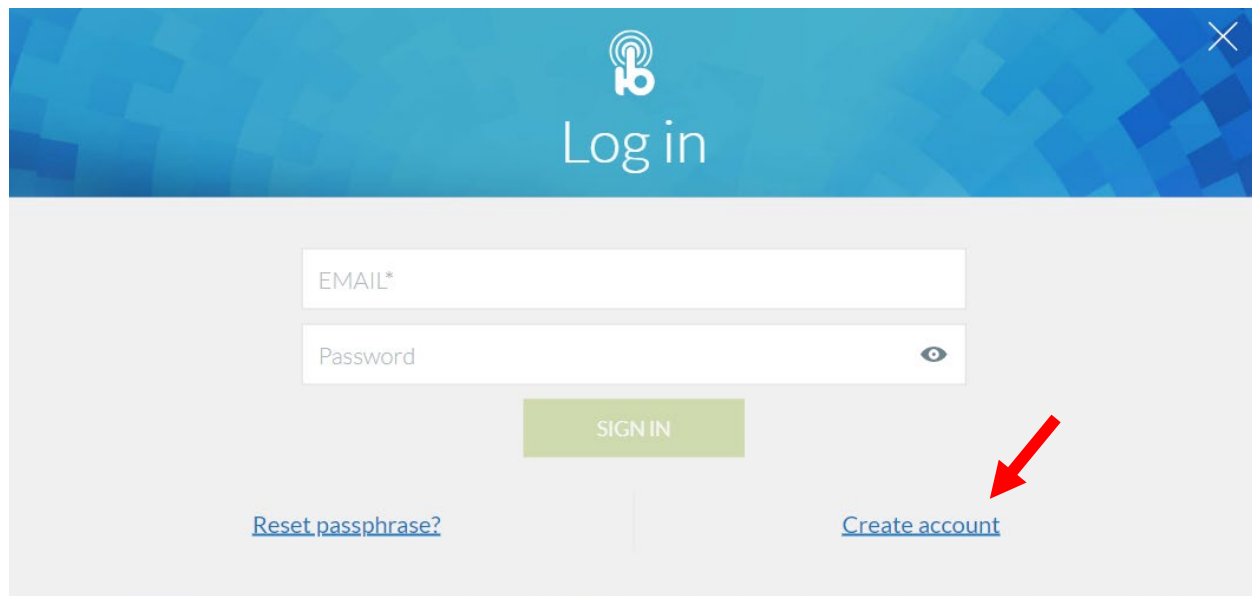
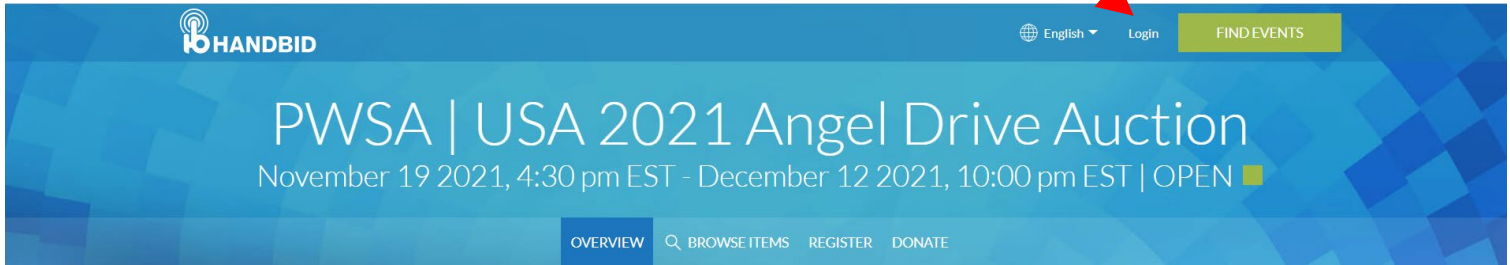




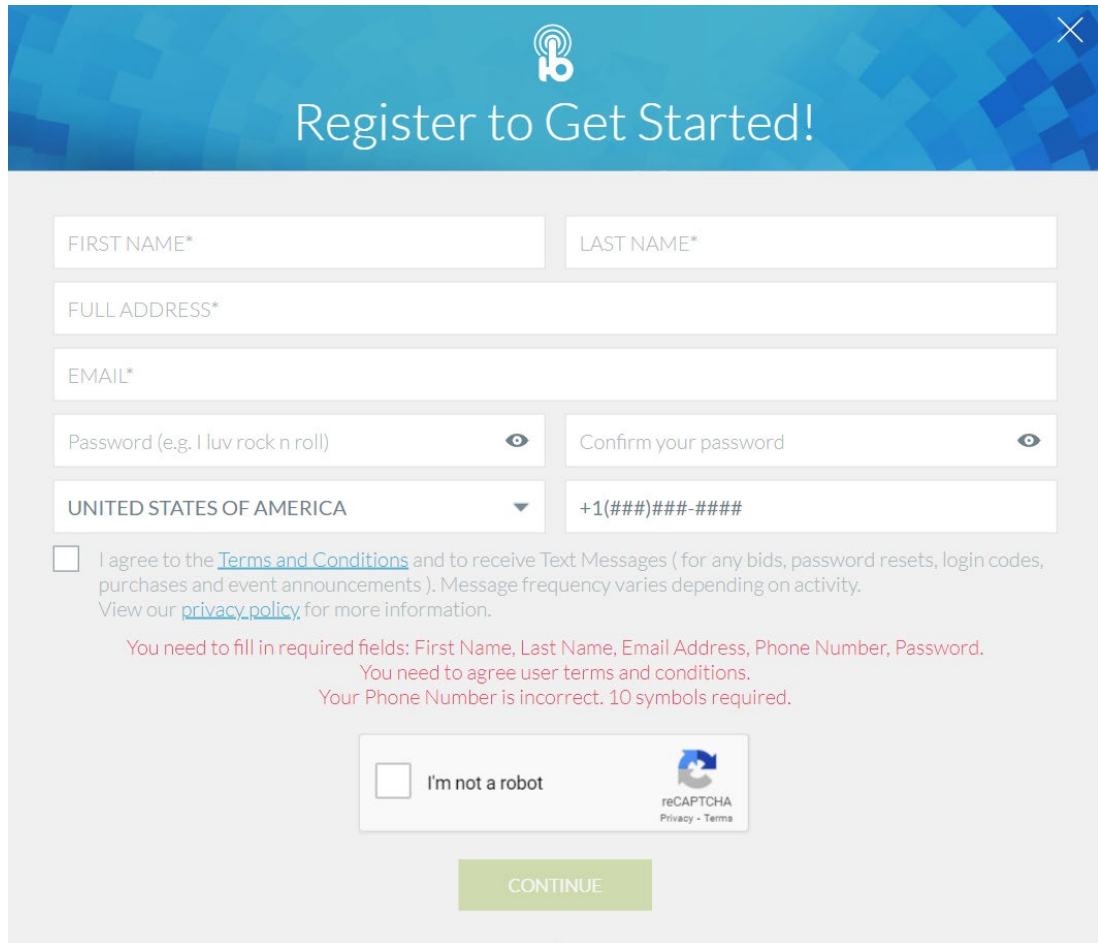
How to Participate in PWSA | USA's Angel Drive Auction

How to Bid via Desktop: Visit <https://events.handbid.com/auctions/2021-angel-drive-auction>

Step 1: Create a HandBid Account



Step 2: Fill out your information and create a password for your HandBid account



The registration form is titled "Register to Get Started!" and includes the following fields and options:

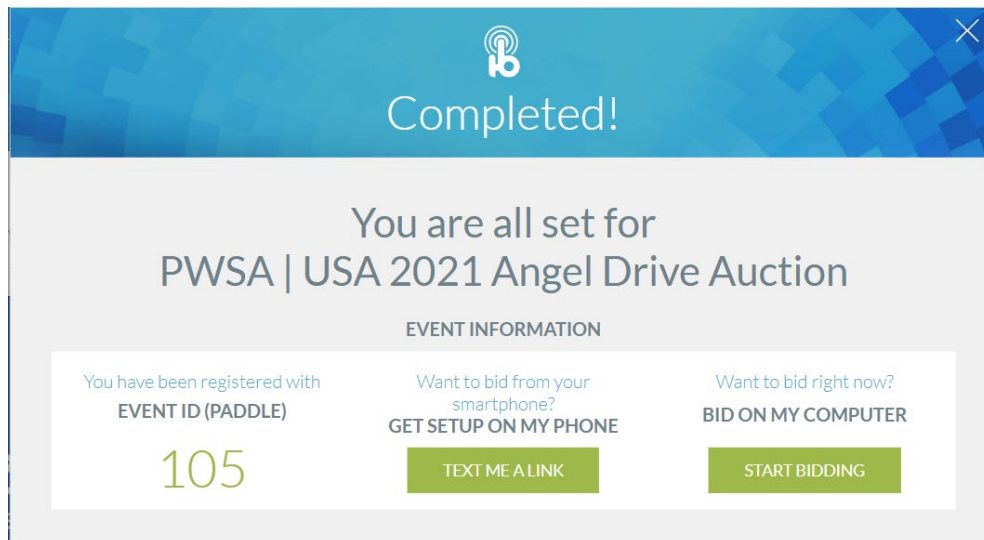
- First Name* and Last Name* (text input)
- Full Address* (text input)
- Email* (text input)
- Password (e.g. I luv rock n roll) and Confirm your password (text input with eye icons for visibility)
- Country: UNITED STATES OF AMERICA (dropdown menu)
- Phone Number: +1(###)###-#### (text input)
- Agreement: I agree to the [Terms and Conditions](#) and to receive Text Messages (for any bids, password resets, login codes, purchases and event announcements). Message frequency varies depending on activity. View our [privacy policy](#) for more information.

Validation messages:

- You need to fill in required fields: First Name, Last Name, Email Address, Phone Number, Password.
- You need to agree user terms and conditions.
- Your Phone Number is incorrect. 10 symbols required.

At the bottom, there is a reCAPTCHA "I'm not a robot" checkbox and a "CONTINUE" button.

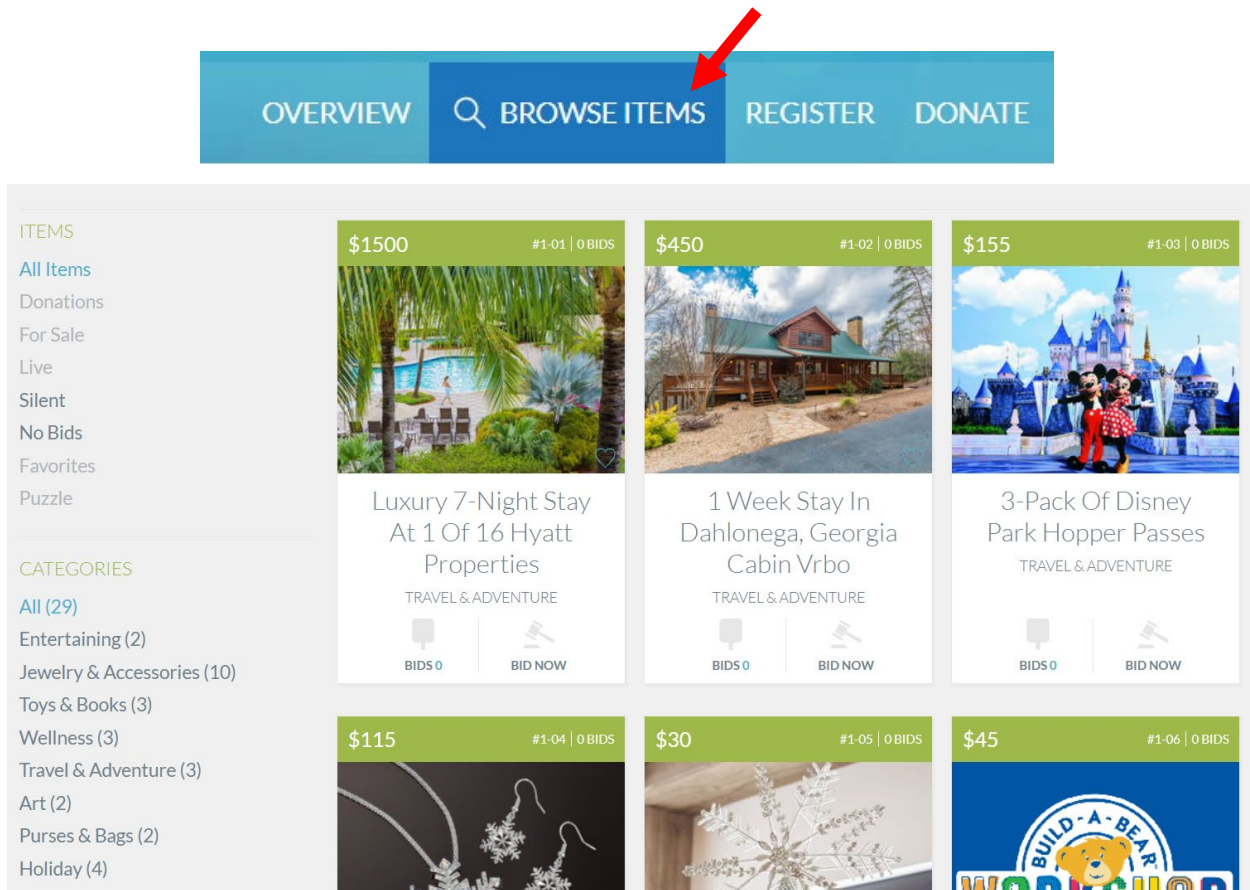
Step 3: Once your account is created, you will receive the information below (you will receive your own unique Event ID (Paddle) number).



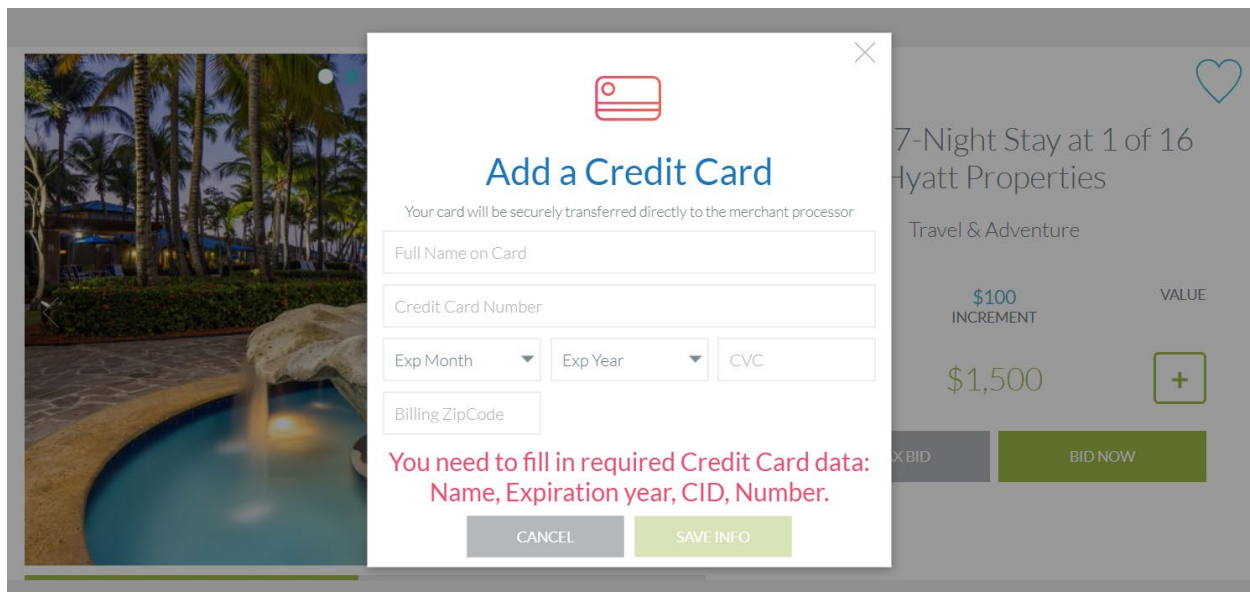
The completion screen is titled "Completed!" and displays the following information:

- Event: PWSA | USA 2021 Angel Drive Auction
- Section: EVENT INFORMATION
- Registration ID: You have been registered with **EVENT ID (PADDLE) 105**
- Smartphone Option: Want to bid from your smartphone? **GET SETUP ON MY PHONE** (with "TEXT ME A LINK" button)
- Computer Option: Want to bid right now? **BID ON MY COMPUTER** (with "START BIDDING" button)

Step 4: Click on the “Browse Items” in the tab bar

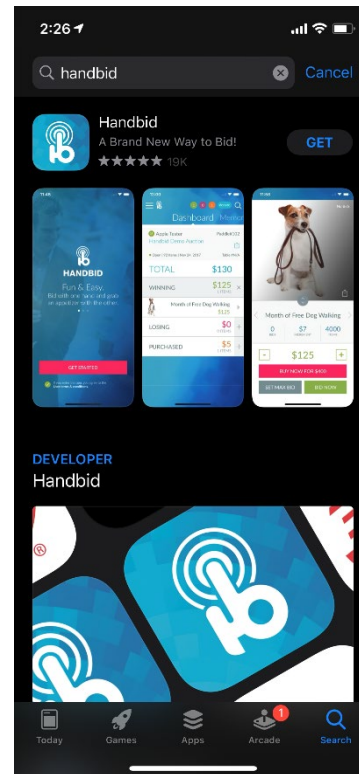



Step 5: Click on any of the items to be prompted to place a bid. When you click on “Bid Now,” you will be asked to input your credit card information.

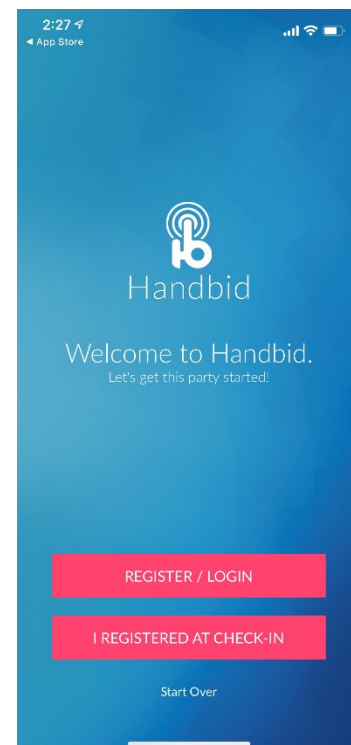


Mobile Bidding:

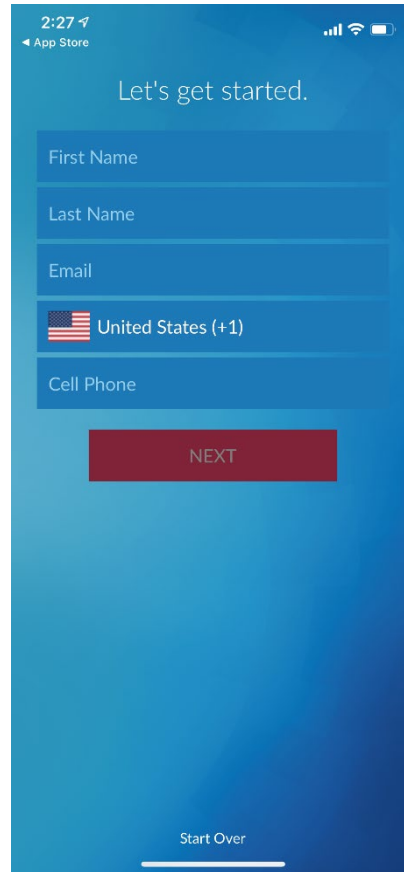
Step 1: Download the “HandBid” App in your phone’s App Store



Step 2: You will be prompted to create an account
select “Register/Login” to create your account

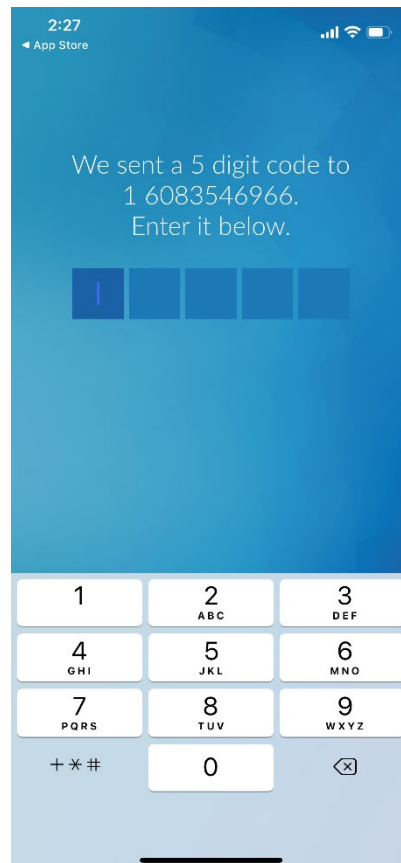


Step 3: Input your information and select "Next."



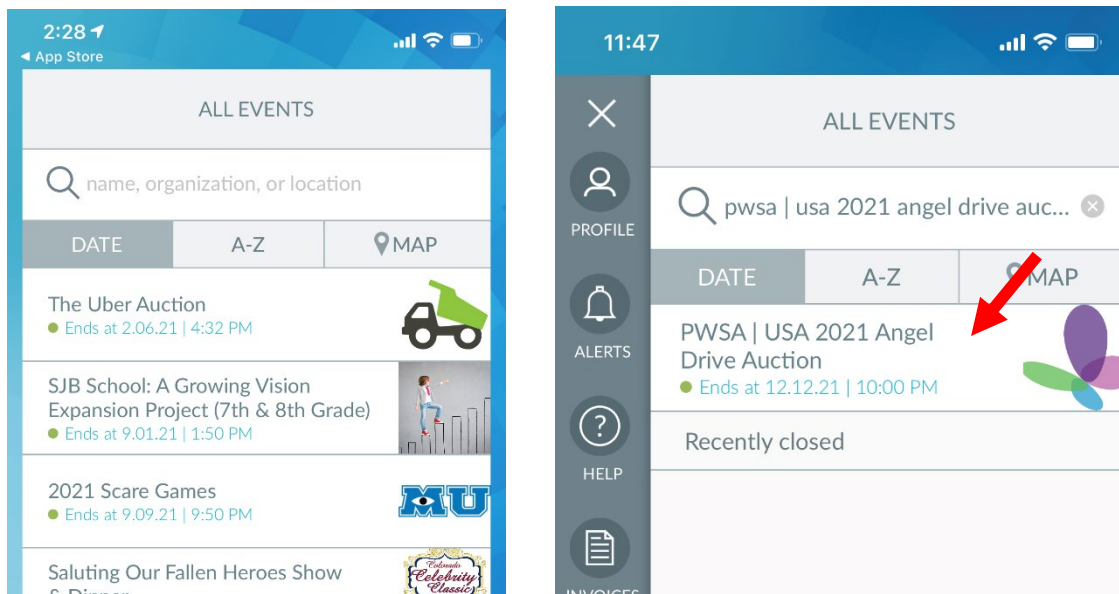
A screenshot of the HandBid app registration screen. The background is a blue gradient. At the top, the status bar shows the time 2:27, signal strength, Wi-Fi, and battery icons. Below the status bar, there is a back arrow and the text "App Store". The main heading is "Let's get started." Below this are five input fields: "First Name", "Last Name", "Email", a country selector showing "United States (+1)" with a US flag, and "Cell Phone". At the bottom of the form is a red button labeled "NEXT". At the very bottom of the screen is a link that says "Start Over".

Step 4: You will be sent a 5-digit code to your cell phone and/or email address. Enter that code into the HandBid app when you are prompted.



A screenshot of the HandBid app verification screen. The background is a blue gradient. At the top, the status bar shows the time 2:27, signal strength, Wi-Fi, and battery icons. Below the status bar, there is a back arrow and the text "App Store". The main heading is "We sent a 5 digit code to 1 6083546966. Enter it below." Below this is a five-digit code input field with a blue vertical bar in the first position. At the bottom of the screen is a numeric keypad with buttons for digits 1-9, 0, and symbols for "+ * #", a backspace key, and a clear key.

Step 5: Once you enter the 5-digit code, you will be directed to the HandBid homepage. In the search bar at the top of the screen, type in “PWSA | USA 2021 Angel Drive Auction.” Then select the Auction when it appears on your screen.



Step 6: When you are directed to the Angel Drive Auction homepage. Here, you can browse through our Auction items and place your bids. Similar to the desktop version of HandBid, if you click on “Bid Now,” you will be prompted to input your credit card information.

If you experience any issues, please email info@pwsausa.org.