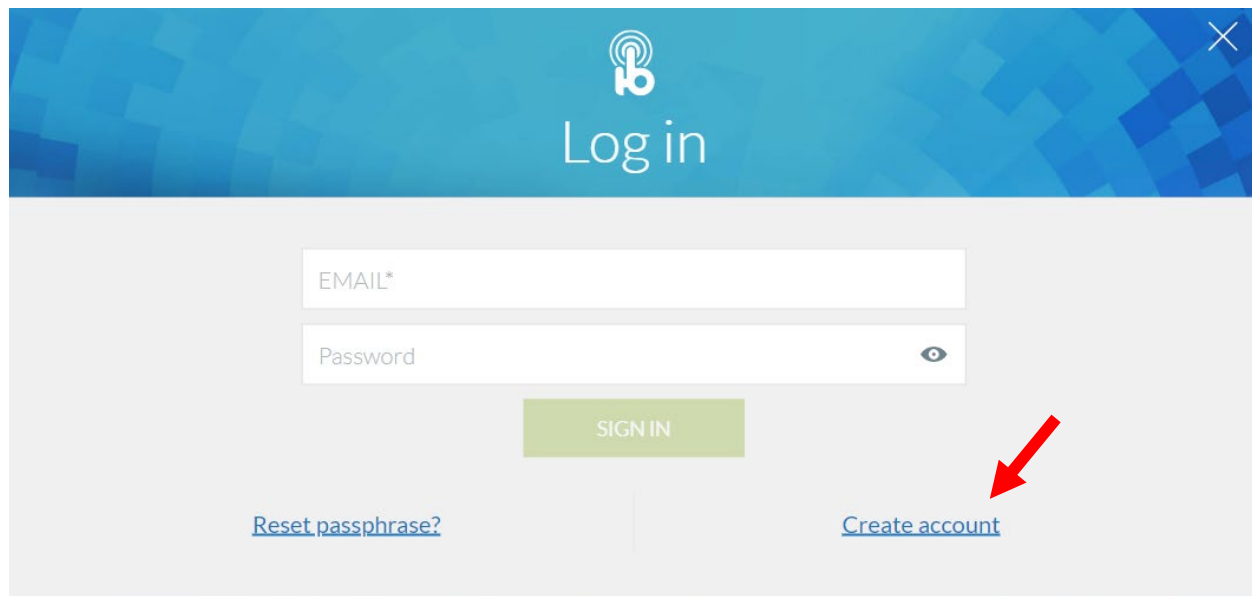
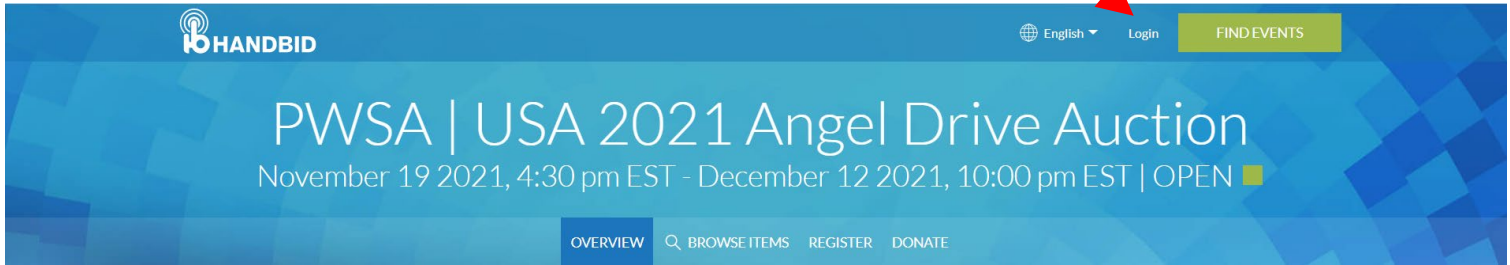




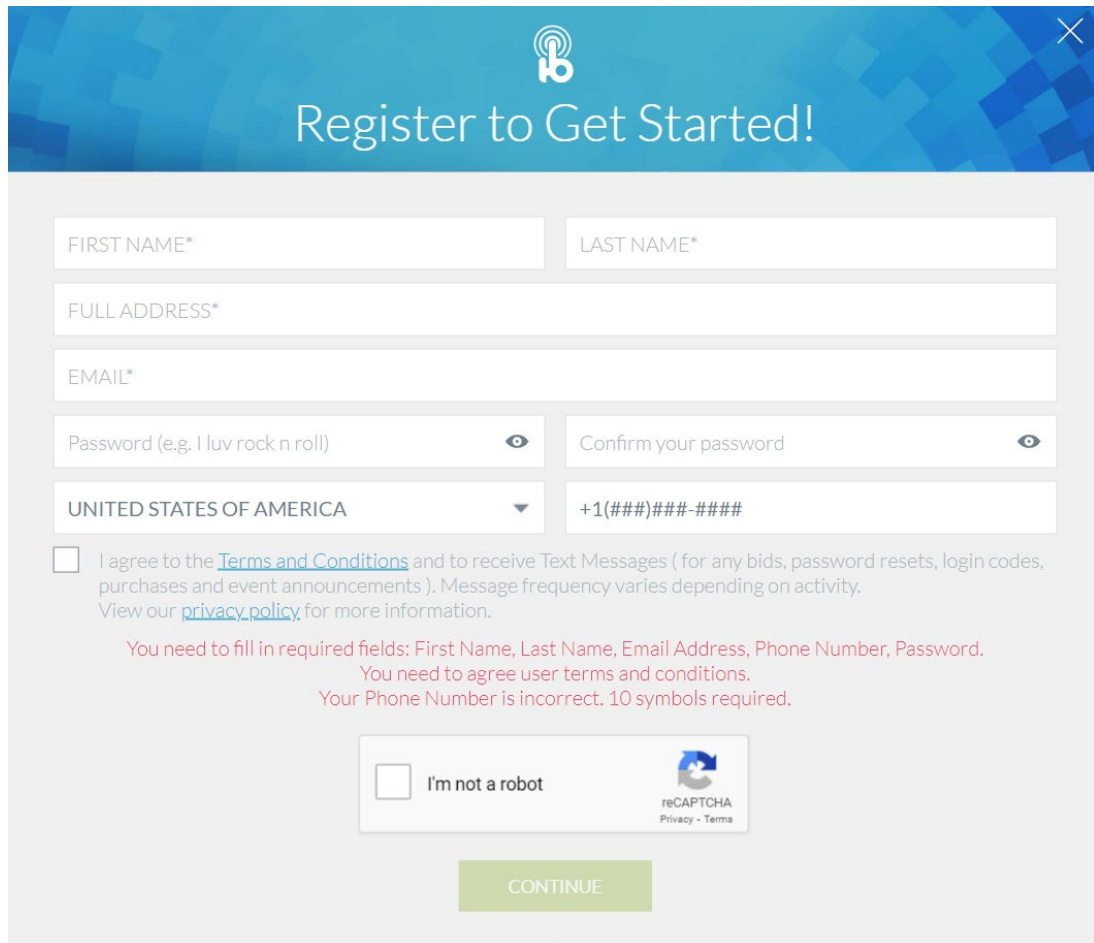
How to Participate in PWSA | USA's Angel Drive Auction

How to Bid via Desktop: Visit <https://events.handbid.com/auctions/2021-angel-drive-auction>

Step 1: Create a HandBid Account.



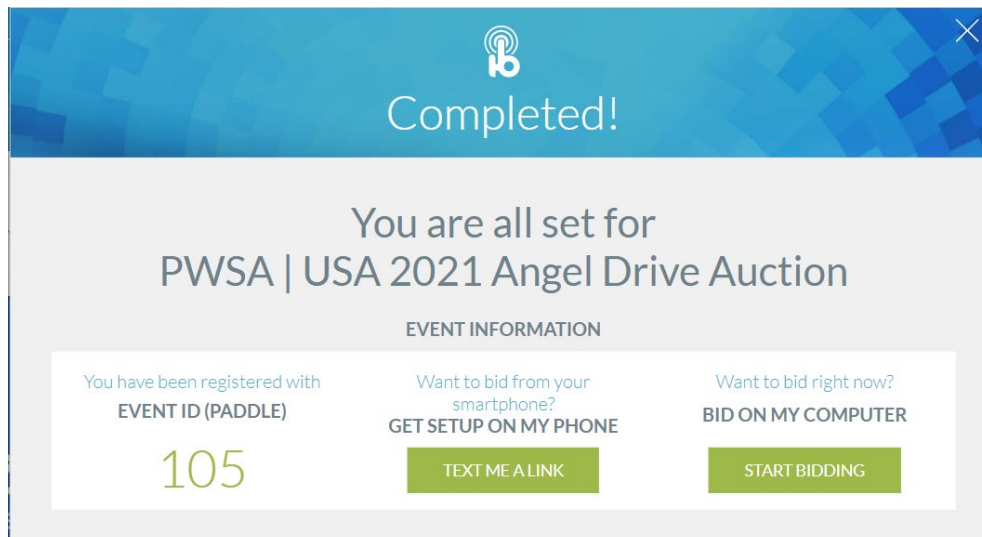
Step 2: Fill out your information and create a password for your HandBid account.



The registration form is titled "Register to Get Started!" and includes the following fields and elements:

- Input fields for FIRST NAME* and LAST NAME*
- Input field for FULL ADDRESS*
- Input field for EMAIL*
- Input fields for Password (e.g. I luv rock n roll) and Confirm your password, both with eye icons for visibility toggles.
- A dropdown menu for country, currently showing UNITED STATES OF AMERICA.
- An input field for phone number with a placeholder +1(###)###-####.
- A checkbox for agreeing to Terms and Conditions and receiving text messages.
- Red error messages: "You need to fill in required fields: First Name, Last Name, Email Address, Phone Number, Password.", "You need to agree user terms and conditions.", and "Your Phone Number is incorrect. 10 symbols required."
- A reCAPTCHA "I'm not a robot" widget.
- A green CONTINUE button.

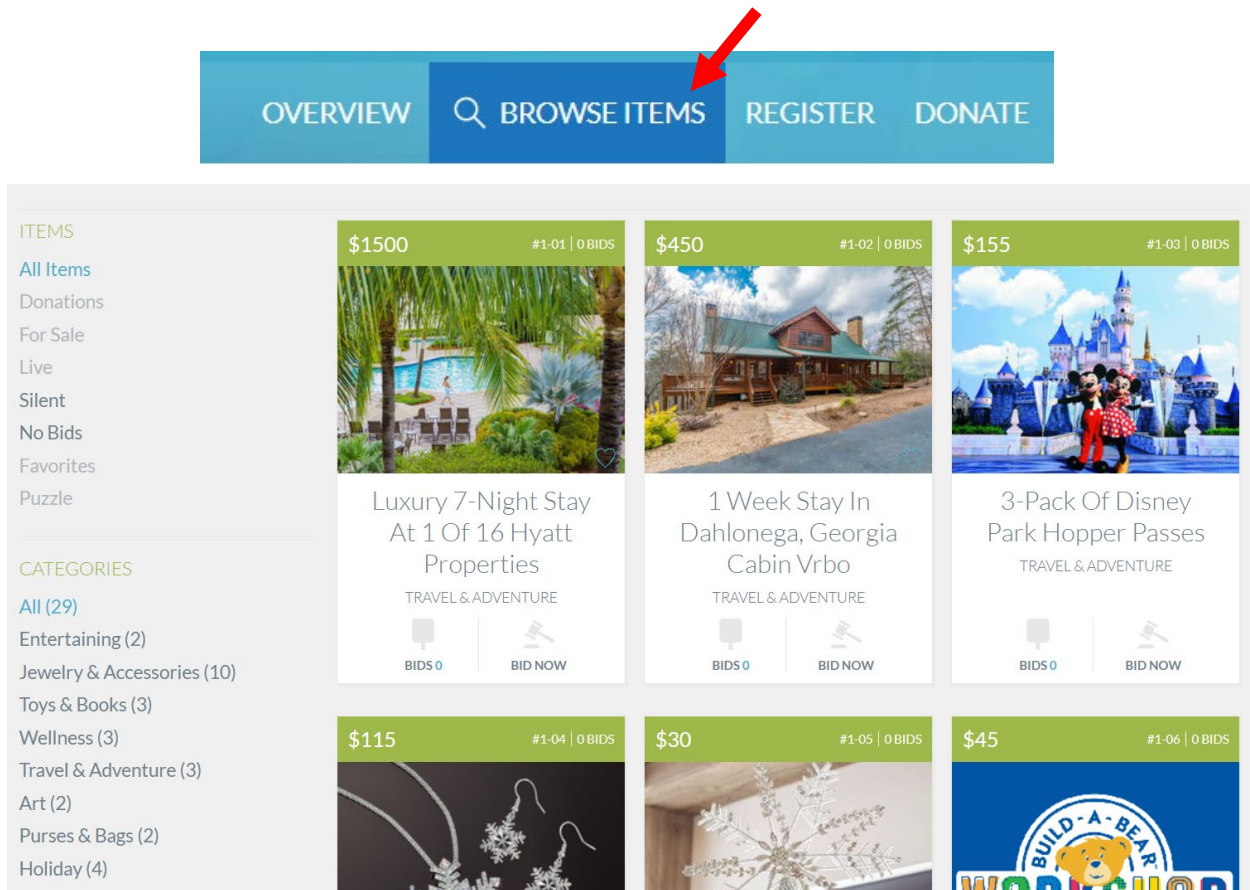
Step 3: Once your account is created, you will receive the information below (you will receive your own unique Event ID (Paddle) number).



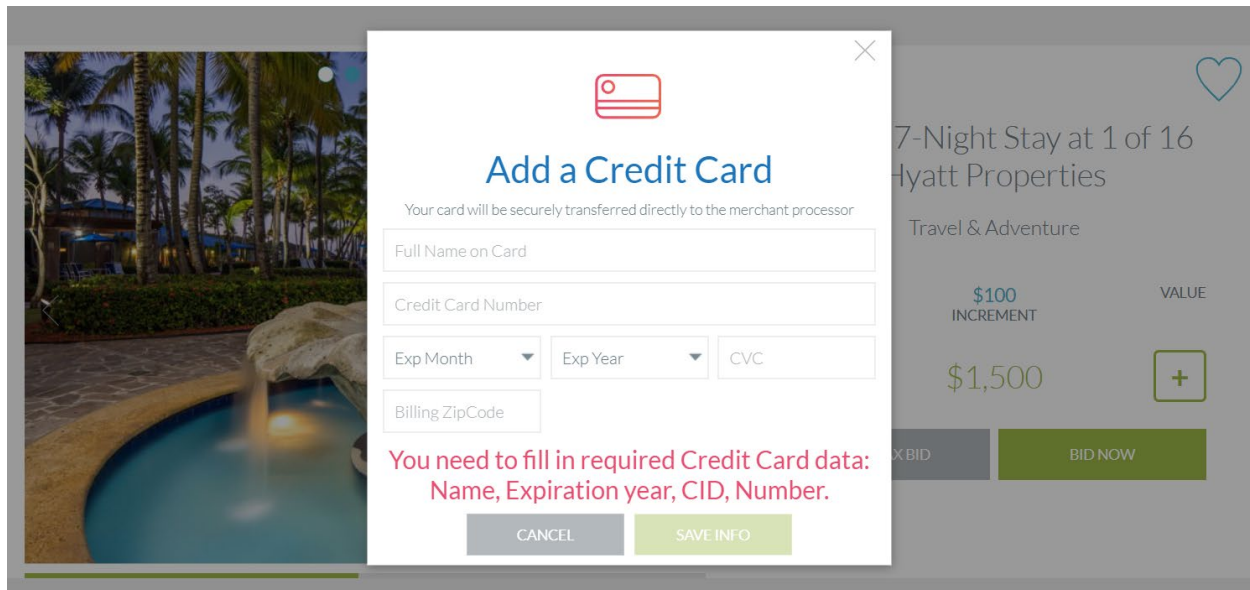
The completion screen is titled "Completed!" and displays the following information:

- Header: "Completed!"
- Event Title: "You are all set for PWSA | USA 2021 Angel Drive Auction"
- Section: "EVENT INFORMATION"
- Registration ID: "You have been registered with EVENT ID (PADDLE) 105"
- Smartphone Option: "Want to bid from your smartphone? GET SETUP ON MY PHONE" with a "TEXT ME A LINK" button.
- Computer Option: "Want to bid right now? BID ON MY COMPUTER" with a "START BIDDING" button.

Step 4: Click on “Browse Items” in the tab bar.

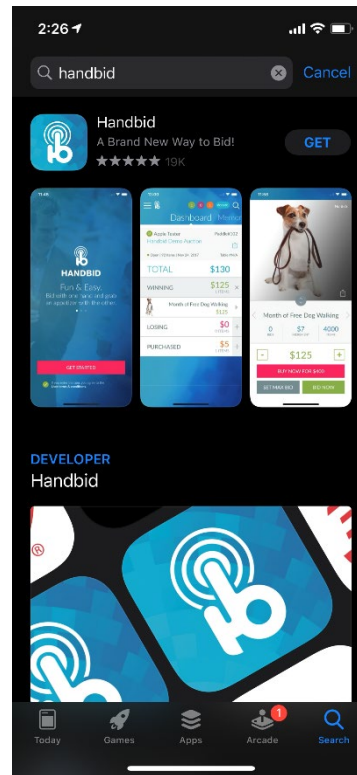


Step 5: Click on any of the items to be prompted to place a bid. When you click on “Bid Now,” you will be asked to input your credit card information.




Mobile Bidding

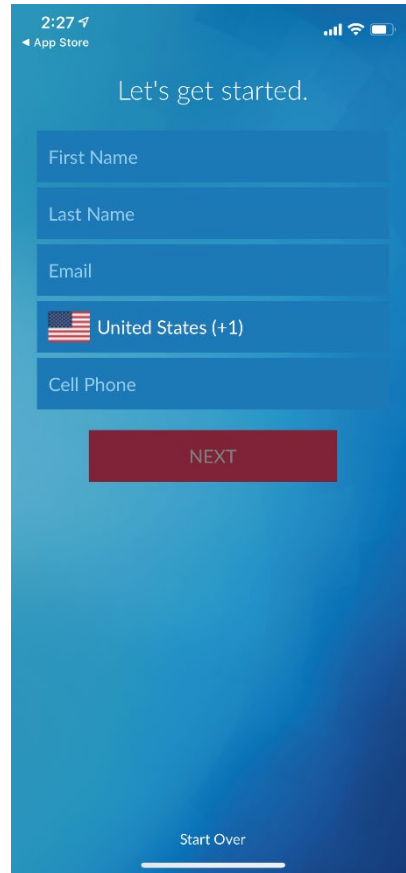
Step 1: Download the “HandBid” App in your phone’s App Store.



Step 2: You will be prompted to create an account.
Select “Register/Login” to create your account.

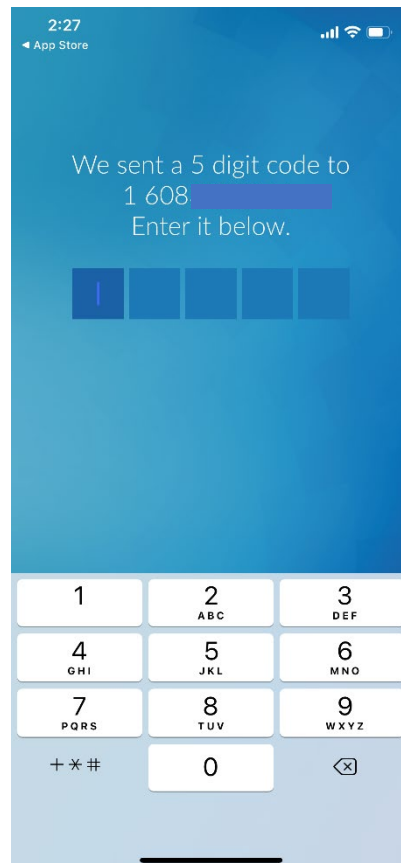


Step 3: Input your information and select "Next."



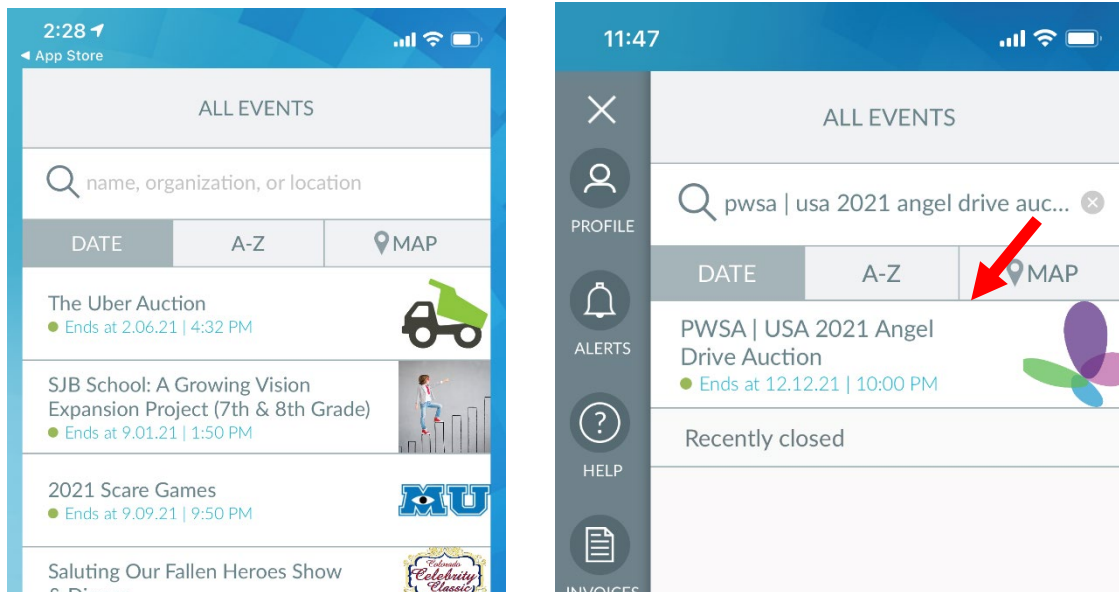
A screenshot of a mobile app registration screen. At the top, the status bar shows the time 2:27, signal strength, Wi-Fi, and battery icons. Below the status bar, there is a back arrow and the text "App Store". The main heading is "Let's get started." Below this are five input fields: "First Name", "Last Name", "Email", a country selector showing "United States (+1)" with a US flag, and "Cell Phone". At the bottom of the form is a red button labeled "NEXT". At the very bottom of the screen is a "Start Over" link.

Step 4: You will be sent a 5-digit code to your cell phone and/or email address. Enter that code into the HandBid app when you are prompted.



A screenshot of a mobile app verification screen. At the top, the status bar shows the time 2:27, signal strength, Wi-Fi, and battery icons. Below the status bar, there is a back arrow and the text "App Store". The main heading is "We sent a 5 digit code to 1 608 [redacted] Enter it below." Below this is a five-digit code input field with a vertical bar in the first position. At the bottom of the screen is a numeric keypad with letters associated with each number: 1, 2 (ABC), 3 (DEF), 4 (GHI), 5 (JKL), 6 (MNO), 7 (PQRS), 8 (TUV), 9 (WXYZ), a plus sign with asterisk and hash, 0, and a delete key.

Step 5: Once you enter the 5-digit code, you will be directed to the HandBid homepage. In the search bar at the top of the screen, type in “PWSA | USA 2021 Angel Drive Auction.” Then select the Auction when it appears on your screen.



Step 6: When you are directed to the Angel Drive Auction homepage, you can browse through our Auction items and place your bids. Similar to the desktop version of HandBid, if you click on “Bid Now,” you will be prompted to input your credit card information.

If you experience any issues, please email info@pwsausa.org.