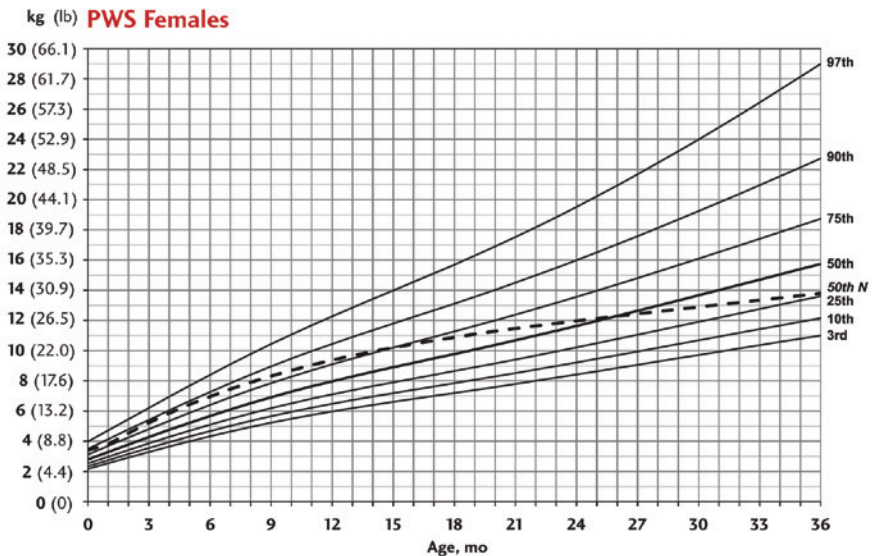
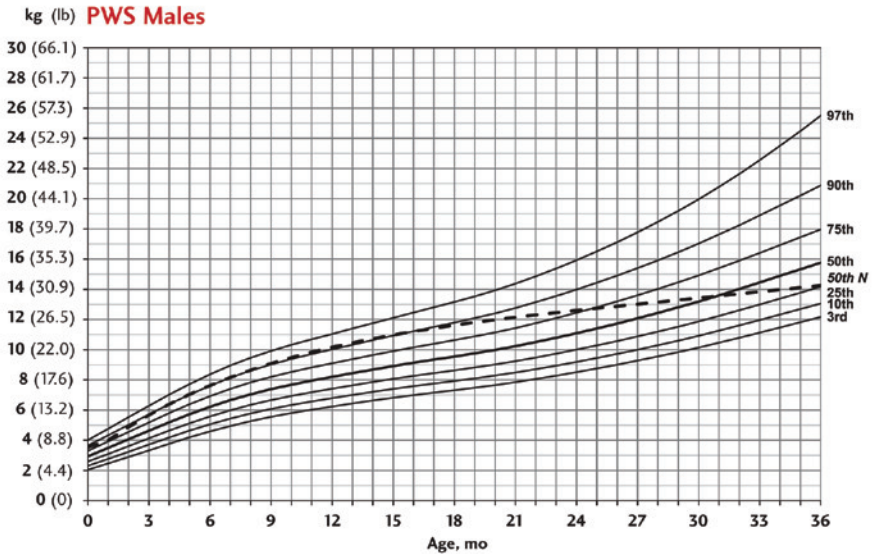


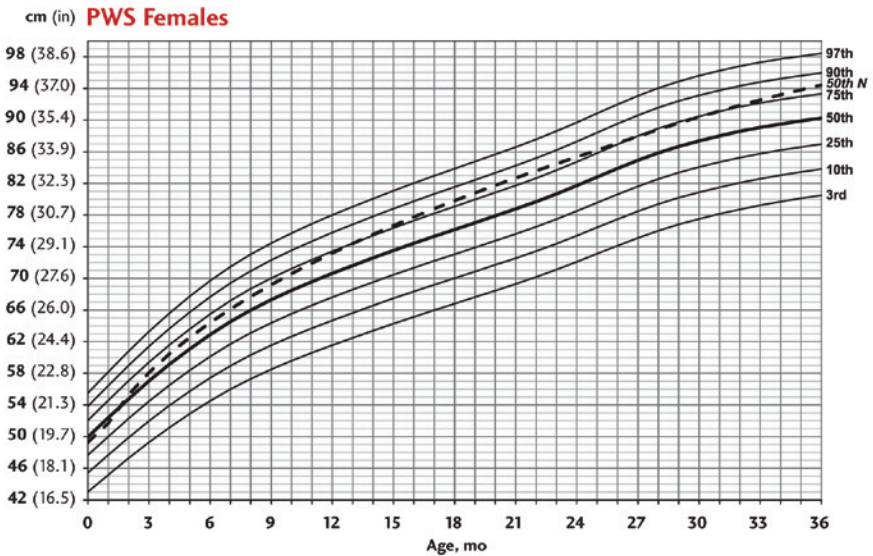
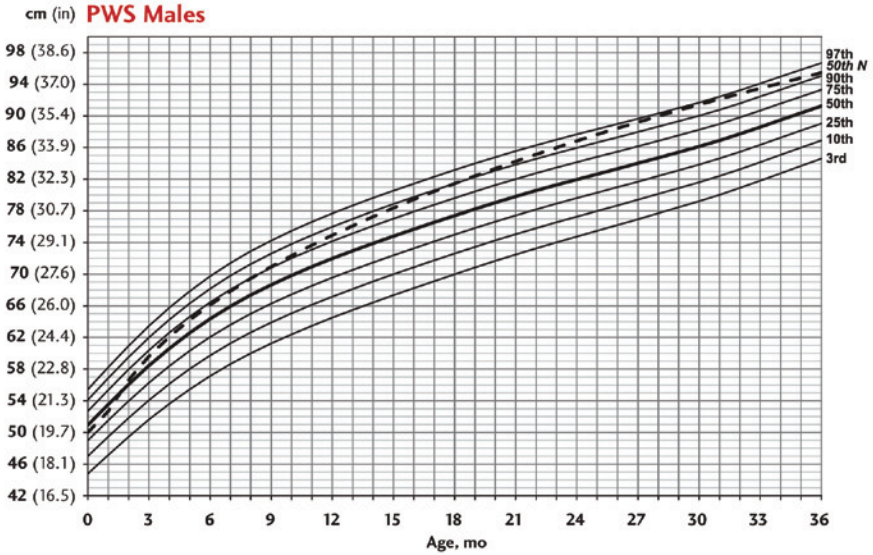
WEIGHT OF INFANTS WITH PWS COMPARED WITH NORMAL WEIGHT FOR AGE



Standardized curves for weight of male (upper) and female (lower) infants with PWS (solid lines) and normative 50th percentile (broken line).

“Growth Standards of Infants with Prader-Willi Syndrome,” by Merlin G. Butler, et al., are reproduced with permission from *Pediatrics* (the journal of the American Academy of Pediatrics), Vol. 127, May 2011, Pages 687-695, ©2011 by the AAP.

LENGTH OF INFANTS WITH PWS COMPARED WITH NORMAL LENGTH FOR AGE



Standardized curves for length of male (upper) and female (lower) infants with PWS (solid lines) and normative 50th percentile (broken line).

“Growth Standards of Infants with Prader-Willi Syndrome,” by Merlin G. Butler, et al., are reproduced with permission from Pediatrics (the journal of the American Academy of Pediatrics), Vol. 127, May 2011, Pages 687-695, ©2011 by the AAP.